



# Regatta-Playbook.com

## Crew Guide

The ANALYSIS tool lets you review your performance across races and events. Here you may find trends and best practices. It's comprised of three sections: the MANEUVER ANALYSIS, the POLAR PERFORMANCE and the LIBRARY.

## Maneuver Analysis

The maneuvers we support are each found on the row of tabs above the graphic They are:

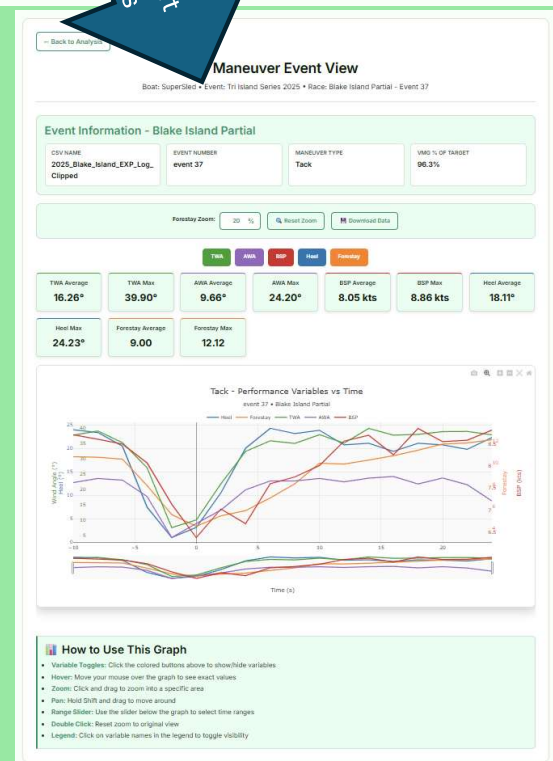
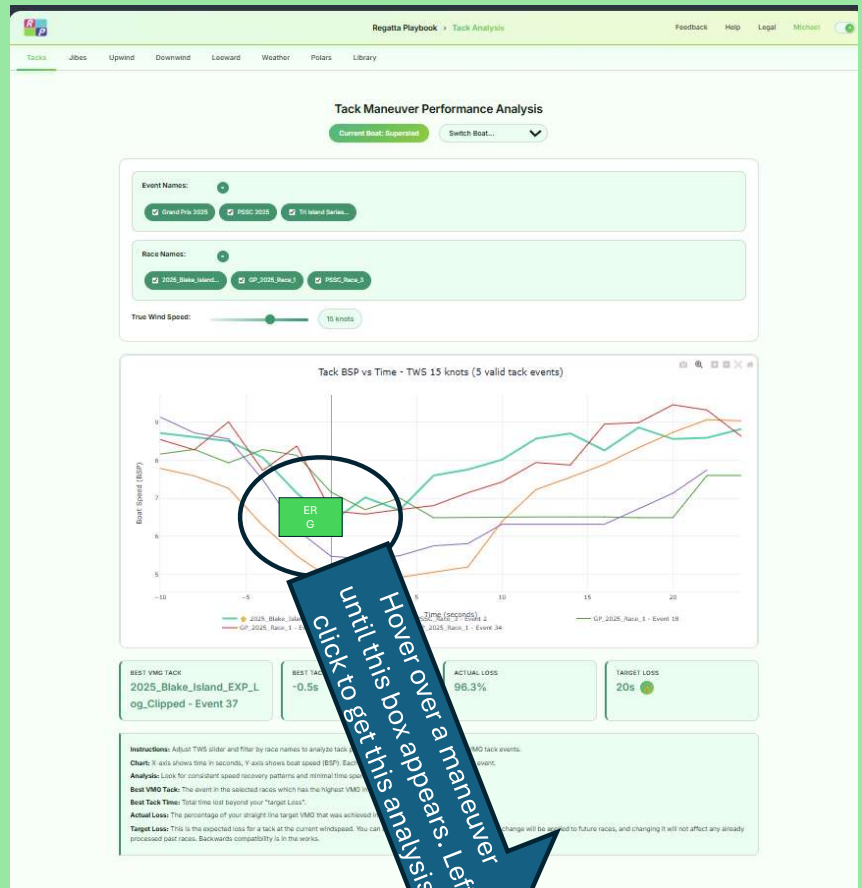
- Tacks
- Jibes
- Weather Roundings
- Leeward Roundings
- Straights (up and down)

All of the maneuver analysis pages operate the same. The **orange** event name and race name check boxes let you exclude races you don't want to analyze (maybe you were set up for offshore instead of inshore) The TWS slide control lets you pick the windspeed at which you want to look at the maneuvers.

### Maneuver Event Viewer:

If you want to dive into the specifics of an individual maneuver, hover over it until a "pop up" box appears with details. Left click on that maneuver and you will see this detailed view of the event.

Note: We do not directly address gates or penalty turns, or generally stupid things





You can use different polars during analysis, and one of those polars should include the VPP table from your ORC certificate. This lets you know how you sail relative to your rating, and what areas need focus to improve your overall finish results.

## Polar Performance

The polar tab lets you look at your on the water performance relative to any polar file you have uploaded.

### Controls

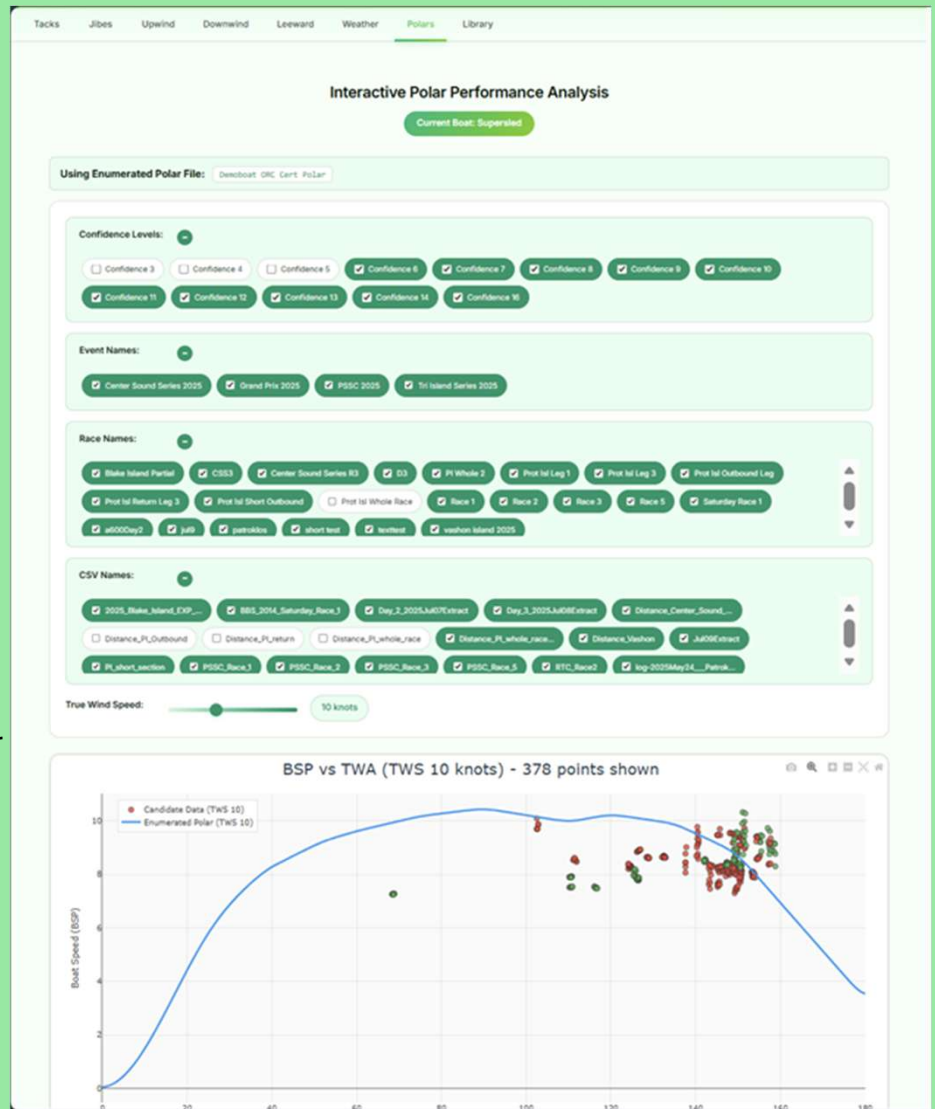
The **Green** Selector boxes represent the Confidence Level: The higher the number, the more stable the wind conditions were at the time. The minimum of 3 means the TWS/TWA did not change for 3 seconds, 5 is 5 seconds and so on

The **orange** selectors let you pick the races or even events you want to include. If you don't see a race or event, there are no records meeting the criteria.

The **blue** line is the projected polar boatspeed for this given windspeed. The dots represent BSP points. Red is port, Green is starboard. Hovering over the dot tells you which event generated it a

Note1: all polar files follow the "Expedition" polar file format.

Note2: We do not have a polar file editor. Expedition has a great tool for improving your polars and targets.





# Regatta-Playbook.com

## Crew Guide

if you want to dig even deeper to any aspect of your sailing, we give you the “library” It is a searchable database of pretty much anything we have on your boat. Do you want all of your tacks from 2024 as individual CSV files trimmed to the same length with the same TWA crossover? Come here. You can even download the log file you uploaded.

## The Library

### Filtered Downloads:

When we receive your file, we add quite a bit of data to it regarding distances and times. We then chop it up into Events (such as tacks), do more analysis, create more data tables and a lot of graphics. All of those objects are retained and are searchable in our event database. After selecting your options, click the “download” button and a ZIP file containing all of the things you requested will be started. The data files are viewable in Expedition and Stripchart as standard LOG files

### Downloading Events:

You can also download all the original files you uploaded on an event by event basis. Just click the button next to the Event name.

### Events Library

Download your race data with advanced filtering options

Current Boat: **Superstard** Switch Boat...

#### Download Filters

Instructions: The library lets you download race data for further analysis.

- Each event in each race is available as an individual CSV file, and includes additional information regarding distances and times.
- Use the filters to select only the desired events and click **Download Selected** below to create a zip file.

**Basic Filters**

Select Event: ⓘ  
-- All Events --

Select Race: ⓘ  
-- All Races --

Maneuver Type: ⓘ  
-- All Maneuvers --

Port/Starboard: ⓘ  
-- Both --

**Performance Filters**

TWA Range: ⓘ  
Min  to Max

TWS Range (kts): ⓘ  
Min  to Max

%Pol Range: ⓘ  
Min  to Max

%Targ Range: ⓘ  
Min  to Max

**Download Selected** ⌂ Reset Filters

0 events meet your criteria. Create download?

#### Library Overview

**Grand Prix 2025** 5 races

Last updated: 2025-11-30 08:32:06

Race Name	CSV Name	Date Added
D3	day_3_20250808extract	2025-11-30 06:32:06
all00day2	day_2_20250808extract	2025-11-30 06:30:09
patrols	log-2025may24_patrols_extract	2025-11-30 05:11:26
ju9	ju9extract	2025-11-30 02:48:53
Race 1	gp_2025_race_1	2025-11-26 03:20:19

**Tri Island Series 2025** 16 races

Last updated: 2025-11-26 03:27:58

Race Name	CSV Name	Date Added
Prot Isl Whole Race	distance_pt_whole_race	2025-11-26 03:27:58
Prot Isl Short Outbound	pt_short_section	2025-11-21 03:40:50
Prot Isl Return Leg 3	distance_pt_return	2025-11-21 03:39:53
Prot Isl Leg 2 Rounding	distance_pt_rounding	2025-11-21 03:38:50
Prot Isl Outbound Leg	distance_pt_outbound	2025-11-21 03:37:42
Nextest	rtc_race	2025-11-21 02:08:59
light wind test 3	light_wind_test_3	2025-11-21 01:58:39
light wind test 2	light_wind_test_2	2025-11-20 23:57:19
light wind test	light_wind_test	2025-11-20 23:52:37
short test	pt_short_section	2025-11-20 23:34:17
Blake Island Partial	2025_blake_island_race_log_clipped	2025-11-20 07:45:40
PI Whole 2	distance_pt_whole_race	2025-11-20 06:59:41
Prot Isl Leg 3	distance_pt_whole_race_reduced	2025-11-20 06:32:50
vashon island 2025	distance_vashon	2025-11-20 06:03:26
Prot Isl Leg 2	distance_pt_rounding	2025-11-20 05:38:39
Prot Isl Leg 1	distance_pt_outbound	2025-11-20 05:34:51